

SENSOR CONTROLLER

Sensor controller

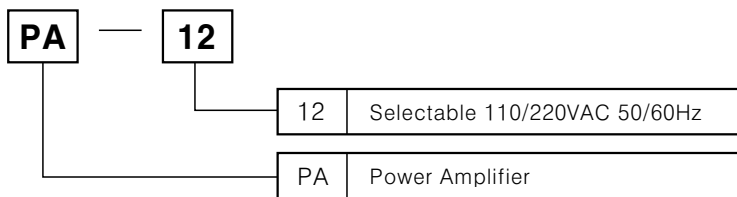
■ Features

- Selectable use of 110/220VAC
- Selectable use of NPN, PNP input
- Able to drive loads up to 3A, 250VAC with proximity sensor or photo sensor input
- Convenient to mount on Socket by plug in type
- Output relay with both NO and NC contacts

⚠ Please read "Caution for your safety" in operation manual before using.



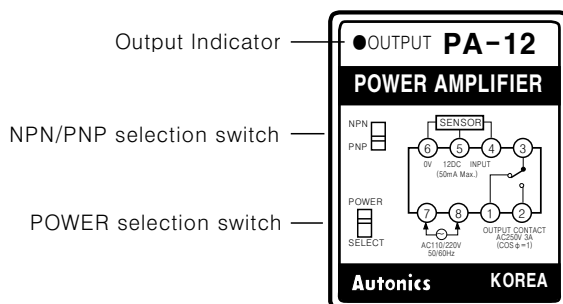
■ Ordering information



■ Specifications

Model		PA-12	
Type		Selectable NPN/PNP	
Power supply		Selectable 110-220VAC 50/60Hz	
Control output	Contact	SPDT(1a1b)	
	Capacity	250VAC 3A resistive load	
Power for proximity sensor		12VDC 50mA	
Consumption power		Approx. 4VA	
Input signal	P N P	High Level : 7-12VDC, Low Level : 0-5VDC	
	N P N	Short-circuit impedance : Max. 1kΩ, Residual voltage : Max. 2VDC, Open-circuit impedance : Min. 100kΩ	
Respose time	Input	Max. 0.2ms	
	Output	Max. 10ms	
Input impedance		10kΩ	
Ambient temperature		-10 ~ +50°C (at non-freezing status)	
Ambient humidity		45 ~ 85%RH	
Relay life cycle	Mechanical	Min. 10,000,000 times	
	Electrical	Min. 100,000 times (250VAC 3A resistive load)	
Weight		Approx. 269g	

■ Front panel identification



(A) Counter

(B) Timer

(C) Temp. controller

(D) Power controller

(E) Panel meter

(F) Tacho/Speed/Pulse meter

(G) Display unit

(H) Sensor controller

(I) Proximity sensor

(J) Photo electric sensor

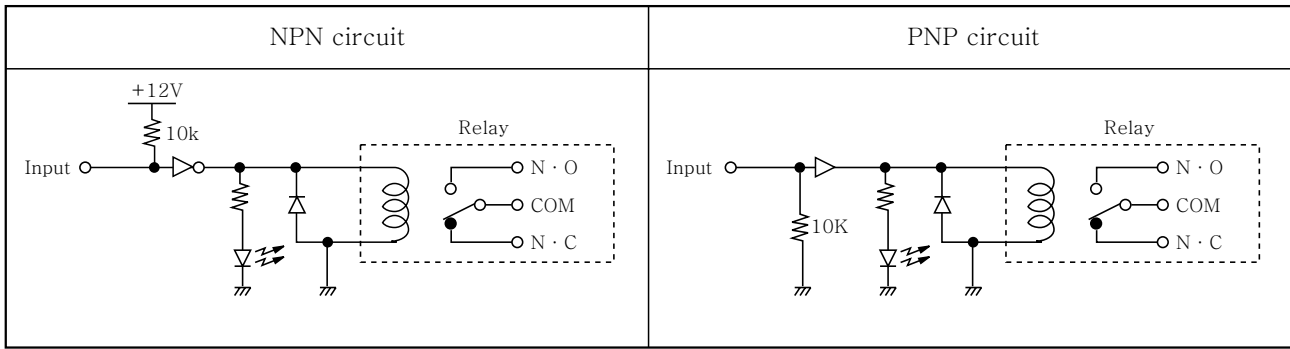
(K) Pressure sensor

(L) Rotary encoder

(M) 5-Phase stepping motor & Driver & Controller

PA-12

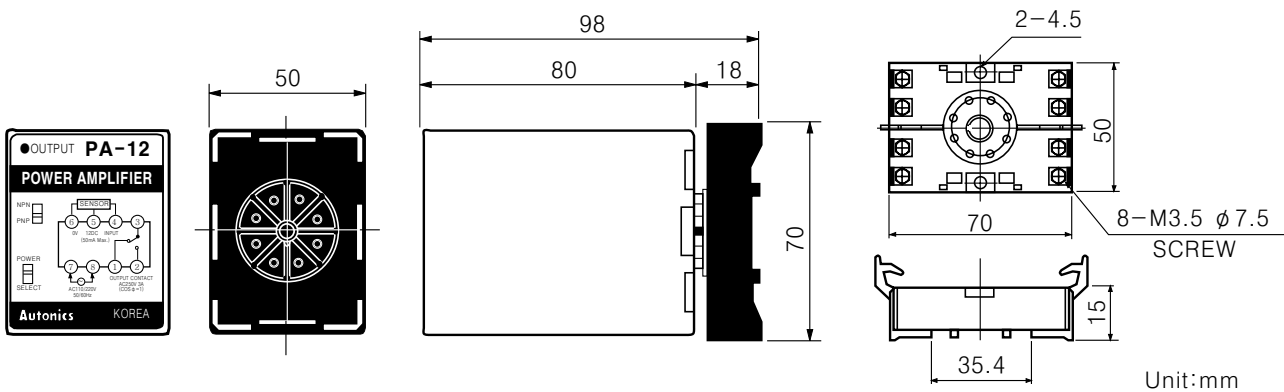
Function diagram



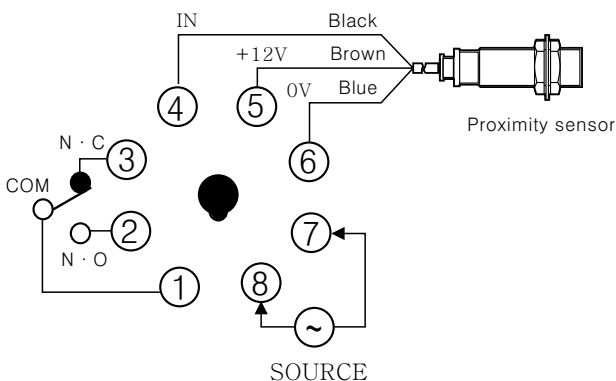
Operation mode

Input	NPN	PNP
Relay output		
Output LED	NO NC	NO NC
LED	ON OFF	ON OFF

Dimensions



Connections



Proper usage

1. Power selection switch is set according to power voltage.
2. Please check connections before wiring.
3. There is no over current protection in PA12 for sensor power supply.
4. Do not install this unit at place where steam, dust, corrosive gas and water exist.